






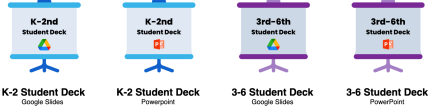









Launching Amira Teacher Checklist

	<p>Attend my live Amira training on _____ / Complete my asynchronous online Amira training course by _____</p> <ul style="list-style-type: none"> • Click here to access the online course • Click here for directions for creating your online course account 	
	<p>Make sure I can log into Amira.</p> <ul style="list-style-type: none"> • Click here for directions on the Amira Help Guide 	
	<p>Make sure my students can log into Amira.</p> <ul style="list-style-type: none"> • Click here for directions on the Amira Help Guide 	
	<p>Introduce Amira to my students by _____. Model how to read with Amira, and have students practice reading with Amira for about 2 weeks.</p> <ul style="list-style-type: none"> • Click here for slide decks and lesson plans 	<p>Slide Decks</p> 
	<p>Assign the Early Reader Skills Scaffold or Spanish practice if needed.</p> <ul style="list-style-type: none"> • Click here for the how-to guides 	<p>How-to Guides</p> 
	<p>Assign the Benchmark Assessment by _____. Monitor assessment status to ensure all students complete their assessment by _____.</p> <ul style="list-style-type: none"> • Click here for directions on how to assign the assessment 	
	<p>Ongoing: Support students to read 2 stories with Amira every day. Monitor students' reading using the Tracking Report.</p> <ul style="list-style-type: none"> • Click here for classroom trackers and posters • Click here to learn how to use the Tracking Report. 	<p>Student resources</p> 